

Class 2 have  
been cooking!

Riley made  
pancakes.



# Class 2 General

4.3.21

# Kian made a cake for his Dad.



I made a chocolate brownie cake with stars for my hero my daddy.

I melted butter and sugar in a bowl.  
chocolate

I mixed 3 eggs and sugar in a bowl.

I mixed both mixtures together.

I added the special ingredients...  
fudge pieces.

I mixed it all together and put the cake in the oven.

Once it was cooked and cooled I added the chocolate stars on top.



# Ryan's recipe

Feb 26 Friday

## What you need

1 cup of white sugar

$\frac{1}{2}$  cup of cornstarch

1 egg, beaten

1 (12 fluid ounce) can evaporated milk

1  $\frac{1}{2}$  cups milk

2 teaspoons vanilla extract

1 (12 ounce) package vanilla wafers

4 bananas sliced.

## What to do

In a saucepan over medium heat combine the sugar, cornstarch, egg, evaporated milk and regular milk, and regular milk. Mix together well and stir until thick. Remove from heat and add vanilla and mix well.

Step 2 in a large bowl or casserole dish, arrange a layer of cookies. Pour pudding mixture over cookies and top with a layer of sliced bananas. Refrigerate until chilled.



# Fairy Bread

- What you will need

- 1 Bread
- 2 Butter
- 3 SPRINKLES

What to do

- 1 SPREAD THE butter on the Bread
- 2 POUR THE SPRINKLES on to the bread



Ava's Fairy-Bread recipe

# Sam's Cupcake recipe



## CUPCAKE RECIPE


110g BUTTER  
110g golden caster sugar  
2 eggs  
1/2 tsp vanilla extract  
110g SF FLOUR

## WHAT TO DO

- 1 PUT OVEN ON
- 2 MIX BUTTER AND SUGAR
- 3 ADD IN EGGS
- 4 ADD VANILLA AND FLOUR
- 5 SPOON MIX INTO CUPS
- 6 BAKE FOR 15 mins

Class 2 have  
created some  
artwork, too!

Sam's  
Sunflower




# Jude's pictures





# Art work by Ryan




# Abstract Art by Sam





Keeping fit!



Woody and Jude celebrated their 7<sup>th</sup> birthdays.

