

CLASS 2 - GENERAL

11.2.21

Well done to everyone who earned a Mathletics certificate this week!

GOLD: Jack, Jude



SILVER: Oliver, Jack, Jude



BRONZE: Oliver, Jack, Jude, Ryan, Riley, James,
Laila-Beth, Kian, Harrison




Clara has been learning about tally charts




Make a tally of children's favourite fruit

Fruit	Tally	Total
Apple		5
Orange		4
Banana		3



Riley has also been learning about tally charts.

1 How are these shapes?



2 Complete the tally chart to show how many of each shape there are.

Shape	Tally	Total
Square		4
Circle		4
Triangle		4

3 How did you do the tallying? Compare with a partner.

4 Whirly, Tally and Bob tally how many jumps they can do in a minute.

Name	Tally	Total
Whirly		4
Tally		4
Bob		4

5 Do you agree with Whirly? Explain your answer.


6 How could Tally's tallying be improved?

7 Make a tally chart for a book of your choice. Compare answers with a partner.

1 How many jumps?

2 Draw tally marks to represent each number.

3 There are some marks on a walling line. How many are jumping, sitting or other?




4 How many jumps?

Name	Tally	Total
Whirly		4
Tally		4
Bob		4

5 How many jumps? Compare with a partner.

Name	Tally	Total
Whirly		4
Tally		4
Bob		4

6 How many jumps? Compare with a partner.




Oliver has been learning about money.

Year 3
Money

Name Oliver


1 Eva has these notes and coins.



How much money does she have?


£ 9 and 50 p 1 mark

2 Circle 4 pounds and 65 pence.



1 mark

3 Max empties his money box.





He spends £1 and 72 pence on a present.
Circle the coins he could have used. 1 mark


How much money does he have left?

£ 1 and 52 p 1 mark

4 Tick the sets of coins that add up to £.

 1 mark

 1 mark

 1 mark

With Valentine's Day and Shrove Tuesday coming up, the children have made some Valentine's cards and posters and written some recipes for making pancakes.



Ava

over 1 million boxes of
chocolate are given
each year.

It began in Rome in
1st century AD
when people married
in secret.

Ryan

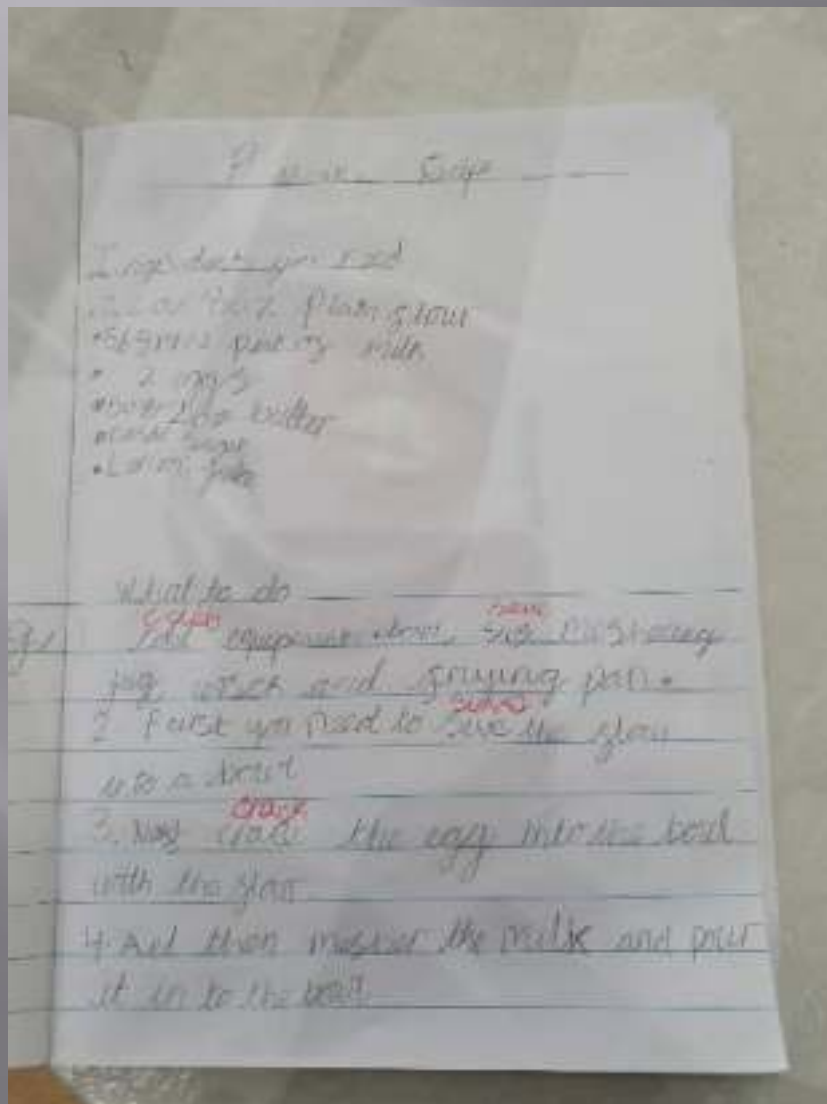
Every year over a billion
valentines are sent all over
the world.

Teachers receive the most
valentines each year.

Over 1 million boxes
of chocolate are given
each year for
Valentines day.

In 1200s Richard Cadbury
was the first person to make
chocolates for
Valentines day.

Laila-Beth



Ryan

Kian

How to Make Pancakes

Things you will need

- Ingredients
- 1 cup flour
- 1/2 cup milk
- 1 egg
- 1/2 tsp salt
- 1/2 tsp baking powder
- 1/2 cup sugar
- 1/2 cup oil
- 1/2 cup water
- 1/2 cup lemon juice
- 1/2 cup oil
- 1/2 cup flour
- 1/2 cup milk
- 1/2 cup sugar
- 1/2 cup oil
- 1/2 cup water
- 1/2 cup lemon juice
- 1/2 cup oil

Detailed instructions

1. Measure out the ingredients
2. Mix the flour, salt, baking powder, and sugar in a bowl
3. Add the milk, egg, and oil to the bowl
4. Mix the ingredients together until smooth
5. Heat a pan on the stove
6. Pour the batter into the pan
7. Cook until golden brown
8. Flip the pancake
9. Cook until golden brown
10. Remove the pancake from the pan



Feb 3rd - Tuesday
How to Make Pancakes

Things you will need
Plain flour, 1/2 cup, some milk,
vegetable oil, 1/2 cup, 1 egg, salt,
baking powder, 1/2 tsp.


What to do

1. Mix the flour, salt, and baking powder
2. Mix with milk, egg, and oil
3. Mix until smooth
4. Add some cornflour
5. Wash some oil on the flat part and heat it up
6. Pour the batter into the pan
7. Cook until the pancake is golden brown
8. Now you can put your filling on

Ava

Pancake recipe

1. Put the flour in the bowl.
2. Add the eggs to the bowl.
3. Pour the milk into the bowl.
4. Mix together with a whisk.
5. Cook pancake in a frying pan.
6. Serve with lots of sugar.
7. Eat it!



Jude and Woody found a puddle
in the shape of France!



It looks like it's been a busy day!



Well done to Toby, Sam and Ollie for completing Mr Surman's January Challenge!



Well done to Ryan, too, for completing a 10k run!

