

Building the Parthenon was great fun. Angel built one from card but that photo went onto Facebook so I can't share it.

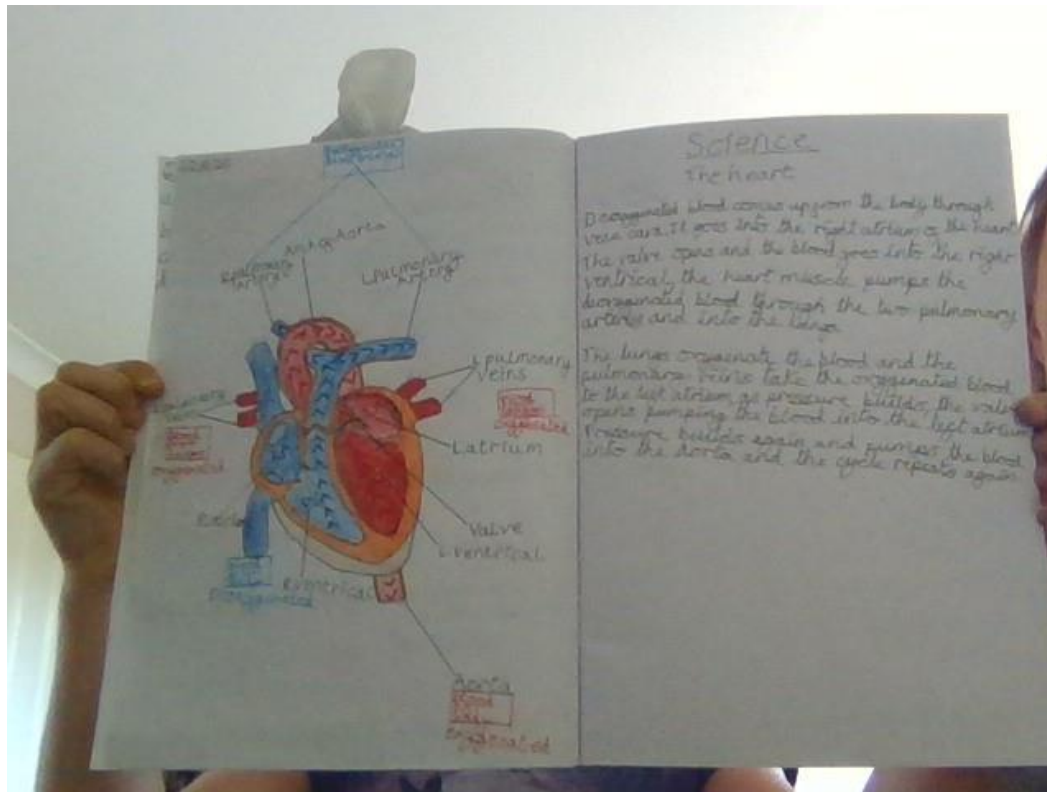


This was built by George.

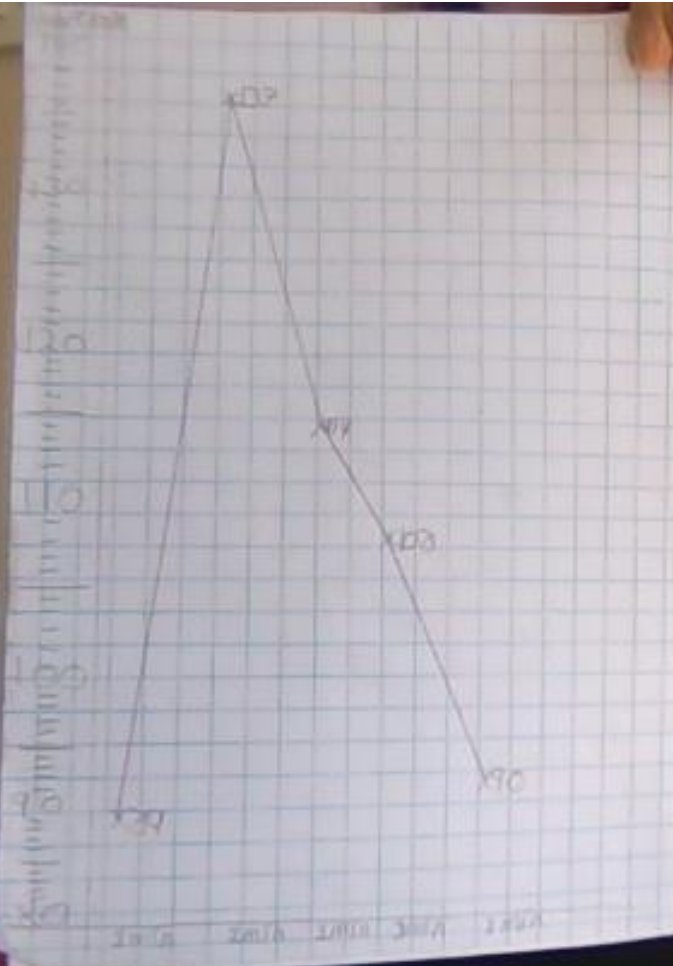


This one was built by Sophie.

Year 5 and 6 have produced some detailed science work. Some of this has been shared with the Governors and Mr Hankey – all of whom were very impressed.



George's labelled diagram of the heart.



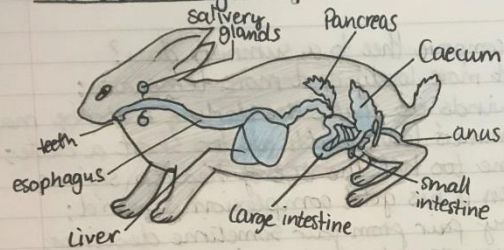
SCIENCE

The heart

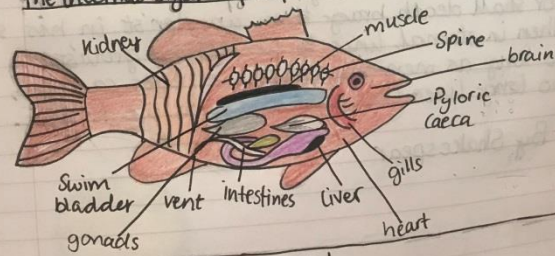
Deoxygenated blood comes up from the body through the vein cars. It goes into the right atrium of the heart. The valve opens and the blood goes into the right ventricle, the heart muscle pumps the deoxygenated blood through the two pulmonary arteries and into the lungs.

The lungs oxygenate the blood and the pulmonary veins take the oxygenated blood to the left atrium, as pressure builds, the valve opens pumping the blood into the left ventricle. Pressure builds again and pumps the blood into the aorta and the cycle repeats again.

The internal organs of a rabbit/mammal



The internal organs of a fish.



The internal organs of a bird

